



Saiham Textile Mills Ltd.

Dhaka Office: 'Asset Rosedale' House # 02 (4th Floor), Road # 55, Gulshan-2, Dhaka-1212, Bangladesh.
Phone : 9862284, 9863323, 9887441, Fax : +88-02-9894607, 8826254, E-mail : info@saiham.com, Web: www.saiham.com
Registered Office & Factory : Noyapara, Saiham Nagar, Madhabpur, Habiganj-3333.

Ref: STML/17/250/16

Dated: Dhaka

November 14, 2016

To
The Managing Director
Chittagong Stock Exchange Ltd.
Eunoos Trade Centre (Level-15)
52-53, Dilkusha C/A
Dhaka-1000.

Subject: **Submission of Un-audited First Quarterly Financial Statements of Saiham Textile Mills Ltd.**

Dear Sir,

As per regulation 17(1) of DSE Listing Regulations 2015, we are pleased to enclosed herewith the Un-audited First Quarterly Financial Statements for the period from July 01, 2016 to September 30, 2016 of Saiham Textile Mills Ltd. The above Un-audited First Quarterly Financial Statements are also available in the website of the company.

The website of Saiham Textile Mills Ltd. is www.saiham.com

Thanking you

Yours faithfully

Md Neyamat Ullah
Company Secretary
Saiham Textile Mills Ltd

Saiham Textile Mills Limited
Statement of Financial Position (Un-Audited)
As on September 30, 2016

Particulars	Notes	Amount in Taka	
		September 30, 2016	June 30, 2016
Assets			Restated*
Non-Current Assets :		1,900,587,282	1,929,529,957
Property, Plant & Equipment- Spinning (net of dep.)	1.00	735,223,017	744,420,974
Property, Plant & Equipment- Melange (net of dep.)	1.00	1,165,364,265	1,185,108,983
Current Assets :		2,338,725,750	2,109,435,840
Inventories		970,853,882	963,903,694
Trade Debtors		589,946,909	556,829,837
Sundry Receivable		9,375,000	19,947,500
Advances, Deposits & Prepayments		115,727,254	144,018,393
Cash & Cash Equivalents	2.00	652,822,705	424,736,416
Total Assets		4,239,313,032	4,038,965,797
Equity & Liabilities :			
Shareholders' Equity:		2,404,675,716	2,386,504,302
Share Capital		862,500,000	862,500,000
Share Premium		727,500,000	727,500,000
General Reserve		2,764,589	2,764,589
Revaluation Reserve		415,886,109	421,151,688
Retained Earnings		396,025,018	372,588,025
Non-Current Liabilities :		288,301,685	312,251,254
Term Loan- HSBC	3.00	99,596,068	132,794,757
Term Loan- EBL		17,698,000	20,824,000
Deferred Tax Liability		171,007,617	158,632,497
Current Liabilities :		1,546,335,631	1,340,210,241
Short Term Loan	4.00	455,642,281	296,287,188
Current Portion of Long Term Loan		217,406,368	228,093,239
Rights Share money Refundable		15,000	15,000
Liabilities for Goods		750,677,080	709,625,695
Liabilities for Expenses & Others		35,683,364	22,106,950
Provision for Tax		86,911,538	84,082,169
Total Liabilities		1,834,637,316	1,652,461,495
Total Equity & Liabilities		4,239,313,032	4,038,965,797
Net Assets Value (NAV) Per Share		27.88	27.67


Managing Director
S.M. Faisal


Director
Syed Ishtiaq Ahmed


Chairman
S.F.A.M. Shahjahan


Chief Financial Officer
Abu Bakar Siddique


Company Secretary
Md. Neyamat Ullah

Saiham Textile Mills Ltd

Statement of Profit or Loss and Other Comprehensive Income (Un-Audited)
For the First quarter ended on September 30, 2016

Particulars	Notes	Amount in Taka	
		July' 2016 to September' 2016	July' 2015 to September' 2015
Turn Over		397,026,338	414,883,805
Cost of goods Sold		(332,983,337)	(379,806,191)
Gross Profit		64,043,001	35,077,614
Admin. & Marketing expenses	5.00	(15,229,260)	(14,436,902)
Financial Expenses	6.00	(18,639,527)	(17,109,838)
Operating Profit		30,174,214	3,530,874
Non Operating Income		9,934,845	16,147,125
Operating Profit before WPPF		40,109,059	19,677,999
Provision for WPPF		(1,909,955)	(937,048)
Profit Before Tax		38,199,104	18,740,951
Provision for Tax		20,027,690	4,425,855
Current Tax		6,723,350	14,346,626
Deferred Tax expenses		13,304,340	18,772,481
Net profit after tax		18,171,414	14,315,096
Earnings Per Share		0.21	0.17
Prior period figure's restated			


Managing Director
S.M. Faisal


Director
Syed Ishtiaq Ahmed


Chairman
S.F.A.M. Shahjahan


Chief Financial Officer
Abu Bakar Siddique


Company Secretary
Md. Neyamat Ullah

Saiham Textile Mills Ltd
Statement of Cash flow (Un-Audited)
For the First quarter ended on September 30,2016


Particulars	Amount in Taka	
	September 30, 2016	September 30, 2015
CASH FLOWS FROM OPERATING ACTIVITIES		
Collection from customers and other income	373,844,111	472,835,087
Payment to suppliers, employees and other expenses	(256,273,473)	(746,105,535)
Income tax paid	-	(2,500,000)
Net cash provided / (used) by operating activities	117,570,638	(275,770,448)
CASH FLOWS FROM INVESTING ACTIVITIES		
Purchase of property, plant and equipment	(1,827,882)	(3,410,858)
Net cash provided / (used) by investing activities	(1,827,882)	(3,410,858)
CASH FLOWS FROM FINANCING ACTIVITIES		
Loan(repaid) /received during the period	112,343,533	282,263,923
Net cash provided / (used) by financing activities	112,343,533	282,263,923
Net Increase / (Decrease) in Cash and Cash Equivalents	228,086,289	3,082,617
Cash and cash equivalents at beginning of the year	652,822,705	876,887,521
Cash and Cash Equivalents at end of the year	424,736,416	879,970,138


Net Operating Cash Flows Per Share (NOCFPS)


1.36

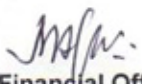
(3.20)


* Prior period figure's restated


Managing Director
 S.M. Faisal


Director
 Syed Ishtiaq Ahmed


Chairman
 S.F.A.M. Shahjahan


Chief Financial Officer
 Abu Bakar Siddique


Company Secretary
 Md.Neyamat Ullah

Saiham Textile Mills Ltd.

Statement of Changes in Equity (Un-audited)

For the First quarter ended on September 30, 2016


Particulars	Share Capital	Share premium of Rights Share	General Reserve	Revaluation Surplus	Retained Earnings	Total
Balance as on July 01, 2016	862,500,000	727,500,000	2,764,589	421,151,688	372,588,025	2,386,504,302
Net profit after tax	-	-	-	-	18,171,414	18,171,414
Adjustment of Revaluation of PPE	-	-	-	(5,265,579)	5,265,579	-
Balance as on September 30, 2016	862,500,000	727,500,000	2,764,589	415,886,109	396,025,018	2,404,675,716
Balance as on July 01, 2015	750,000,000	727,500,000	2,764,589	522,050,567	404,510,967	2,406,826,123
Net profit after tax	-	-	-	-	14,315,096	14,315,096
Adjustment of Revaluation of PPE	-	-	-	(6,644,498)	6,644,498	-
Balance as on September 30, 2015	750,000,000	727,500,000	2,764,589	515,406,069	425,470,561	2,421,141,219


Managing Director
 S.M. Faisal


Director
 Syed Ishtiaq Ahmed


Chairman
 S.F.A.M. Shahjahan


Chief Financial Officer
 Abu Bakar Siddique


Company Secretary
 Md. Neyamat Ullah

Saiham Textile Mills Ltd

Notes to the Financial Statements

As at and for the period ended september 30,2016

1.00 Property Plant & Equipment: Spinning Unit

This is arrived as follows:

Cost
Less: Accumulated Depreciation
Written down value

Amount in Taka	
Sept 30,2016	June 30,2016
1,374,131,224	1,372,593,164
638,908,207	628,172,190
735,223,017	744,420,974

Property Plant & Equipment: Melange Unit

Cost
Less: Accumulated Depreciation
Written down value

1,459,318,153	1,459,028,331
293,953,888	273,919,348
1,165,364,265	1,185,108,983

2.00 Cash & Cash Equivalents :**Cash & Cash Equivalents :**

Cash in Hand
Cash at Bank
Total

1,638,318	1,279,892
651,184,387	423,456,524
652,822,705	424,736,416

Cash in Hand :

Head Office
Factory Office

Total

971,950	426,079
666,368	853,813
1,638,318	1,279,892

Cash at Bank :

Janata Bank Ltd. (A/C No. 023733002322) Motijheel Corp.
Janata Bank Ltd.(A/C No. 0340-0210001941) Noyapara
Dutch Bangla Bank Ltd.(A/C No. 0116110000006828)
Dhaka Bank Ltd.(A/C No. 215150000001464) Gulshan
Dhaka Bank Ltd A/c-215150000001554
Mid land Bank Ltd. (A/c No. 00021190000151
Dhaka Bank Dividend Account
Premier Bank Ltd (A/C no-014913100000040) Gulshan
Eastern Bank Ltd A/C no-101106032929
Eastern Bank Ltd A/C no-1041060265553
Eastern Bank Ltd ERQ A/C-1013100350441
Eastern Bank LTD CC A/C-1012040326949
Standared chartered Bank CC A/C-01-1184135
Standared Chartered Bank ERQ A/C-421184135

F.C Account

Standared Chartered Bank A/C -46118413501
Dhaka Bank Ltd .F.C A/C-21413000000056
HSBC F.C Margin A/C no-001-145457-091
HSBC Offshore A/C no-050-0077-80-005
F.C Account with EBL A/C-1013100350441

Sub-total

85,531.25	85,951.25
891,101	1,010,102
2,044,976.88	1,513,154.88
641,078.96	403,594.96
5,869,960.99	5,869,960.99
45,448.50	811,128.50
5,869,961	
1,384,455	2,447,838
233.59	233.59
1,009.97	1,584.97
1,169,854	1,169,854
48,458,449.61	31,117,358.94
48,203,713.80	213,749.00
1,075,892.00	500,026.60
6,649,144	7,624,115
4,493	4,493
1,011,812	14,552,373
18,284,622	384,639
3,906,041	159,757
145,597,778	67,869,915

FDR

IDLC Finance Ltd.(A/C No. 10252204175201) Gulshan
Lanka Bangla Finance FDR no-1220-001-204-205-206-
358-359-360

Delta Brac Housing-(FDR-No 71000117027-128638)

FDR with IDLC Finance

FDR with Bank Asia

FDR with Dhaka Bank

Sub-total

Grand Total

25,000,000	25,000,000
435,000,000	285,000,000
30,000,000	30,000,000
10,000,000	10,000,000
2,586,609	2,586,609
3,000,000	3,000,000
505,586,609	355,586,609
651,184,387	423,456,524

3.00 Term Loan

Name of the Bank

HSBC Ltd

Estern Bank Ltd

Current portion of Term Loan HSBC & EBL

99,596,068	132,794,757
17,698,000	20,824,000
217,406,368	228,093,239

4.00 Short Term Loan

Short Term loan- SCB

Short Term loan-HSBC bank

Short Term loan-Mid Land bank

Short Term loan-Dhaka Bank

Short Term loan-Lanka Bangla

Short Term loan-Momena Begum

Bank Loan & Over Draft

Standared Chartered Bank

HSBC Bank

Eastern Bank Ltd

455,642,281 **296,287,188**

-	70,000,000
60,000,000	-
250,000,000	200,000,000
20,000,000	-
6,955,440	7,375,782
17,500,000	17,500,000
50,828,870	1,411,406
18,240,612	-
32,117,359	-

Amount in Taka	
Sept 30,2016	Sept 30,2015

5.00 Administrative and Marketing expenses:

Saiary & Allowances	9,093,869	9,223,836
Office Rent	1,050,000	1,050,000
Postage & Stamp	40,760	49,960
Printing & Stationary	23,721	48,358
Repair & Maintenance	329,947	38,725
Maintenance of Vechile	606,220	185,073
Traveling	480,913	62,935
Conveyance	151,690	85,285
Entertainment	281,758	506,991
Paper & Periodicals	2,800	20,460
Advertisement	15,000	12,000
Subscription & Donation	139,340	30,540
Insurance premium	40,202	211,901
Form, Fees & Others	288,155	346,172
Board Meeting Fee	41,250	41,250
Medical Expenses	19,345	47,720
Welfare Expenses	85,533	45,000
Electricity (H/O)	80,500	81,702
Miscellaneous Expenses	77,470	76,682
Selling & Distribution	429,313	510,500
Office Maintenance	41,250	158,132
Telephone, Telex & Fax	48,330	32,914
Water & sewage Charges	56,400	71,000
Directors Remuneration	240,000	240,000
Auditors Remuneration	25,000	12,500
Professional Fee	30,000	15,000
Depreciation	1,300,494	1,103,376
It expenses	210,000	128,890
Total	15,229,260	14,436,902

6.00 Financial Expenses:

Interest on Term Loan(HSBC)	4,429,516	6,591,985
Interest on Short Term Loan-HSBC	-	2,637,065
Interest on Normal Loan EBL	580,052	3,396,578
Interest on Cash Credit-EBL	1,050,479	-
Interest on Short term Loan-EBL	6,414,878	-
Interest on SCB, STL	757,361	3,179,752
Interest on SCB, CC/overdraft	1,022,899	749,783
Interest on Sales realized	3,197,161	257,698
Bank Charge & Commission	1,187,181	296,977
Total	18,639,527	17,109,838